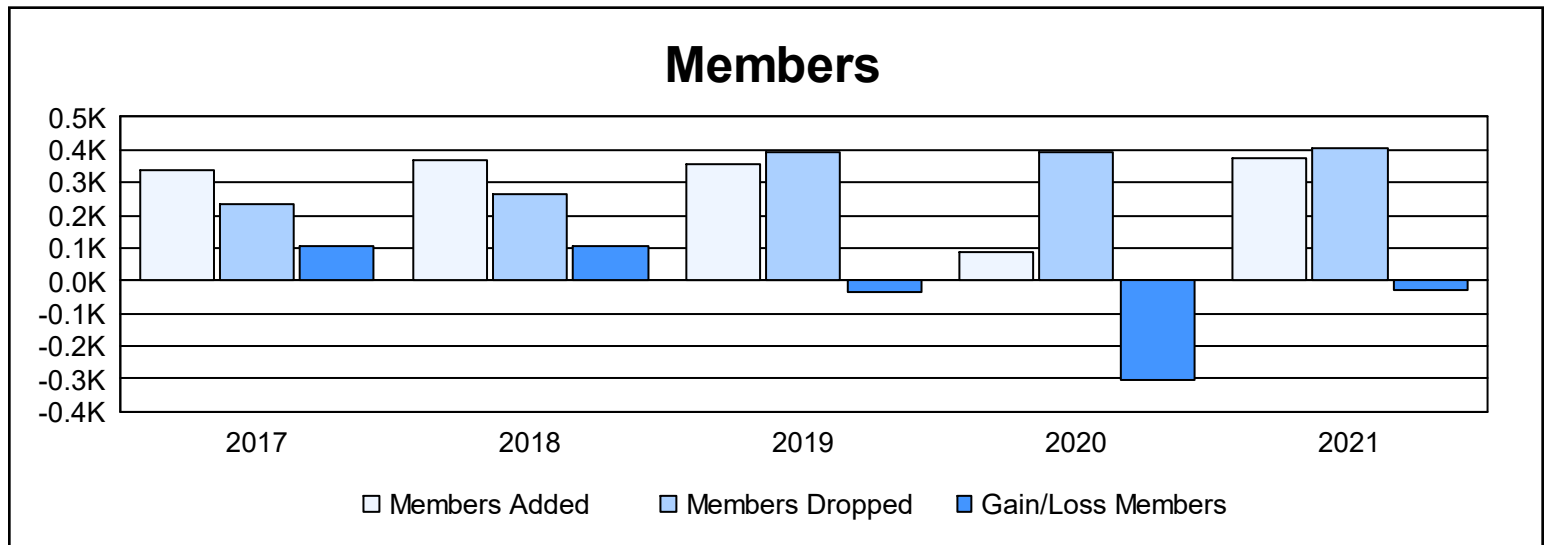
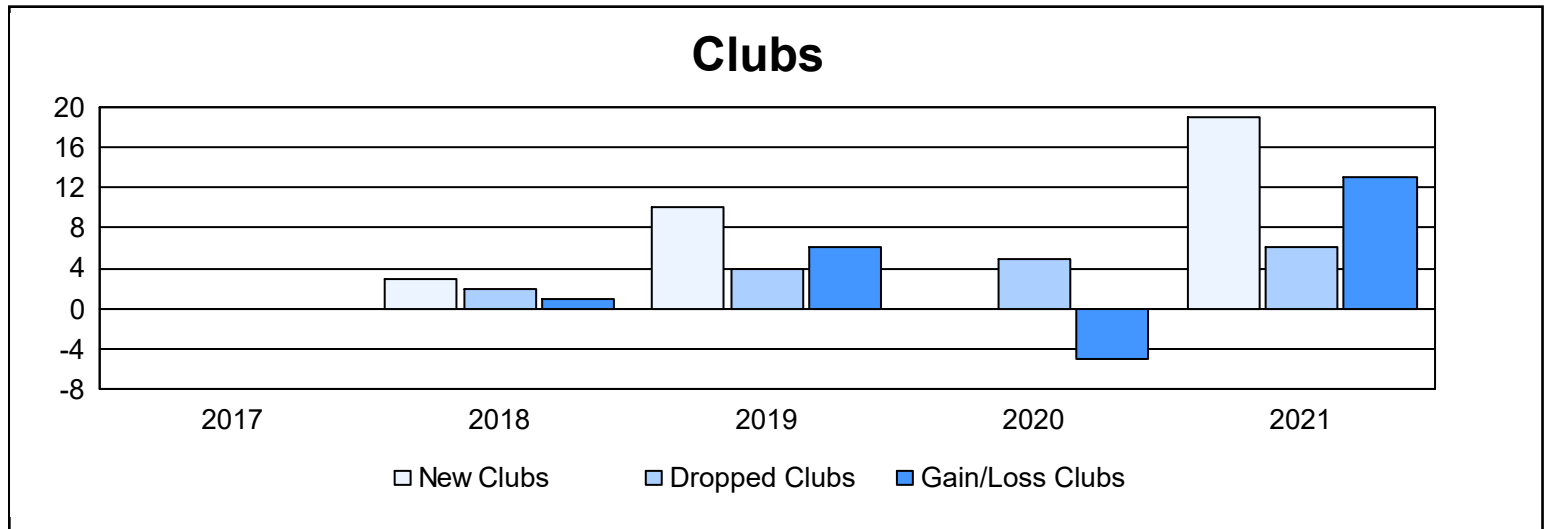
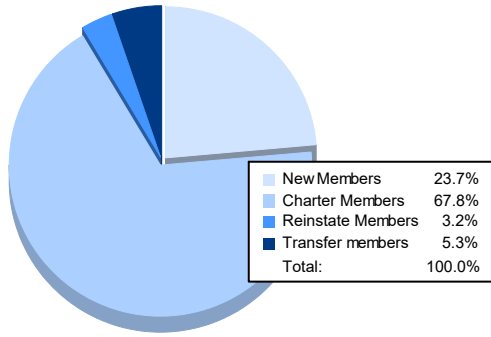


Year	New Clubs	Dropped Clubs	Gain/ Loss Clubs	New Members	Charter Members	Reinstate Members	Transfer Members	Total Member Added	Total Members Dropped	Gain/ Loss Members
2016-2017	0	0	0	262	10	47	19	338	235	103
2017-2018	3	2	1	239	95	20	17	371	263	108
2018-2019	10	4	6	137	210	3	6	356	390	-34
2019-2020	0	5	-5	58	4	16	11	89	394	-305
2020-2021	19	6	13	89	255	12	20	376	402	-26
<b>Average</b>	<b>6</b>	<b>3</b>	<b>3</b>	<b>157</b>	<b>115</b>	<b>20</b>	<b>15</b>	<b>306</b>	<b>337</b>	<b>-31</b>



### Membership Composition June 2021 Cumulative



### Gender Composition June 2021 Cumulative

